

vtech®

User's Manual



THE LEARNING TABLET

InnoTAB®

VTech understands that a child's needs and abilities change as they grow and with that in mind we develop our toys to teach and entertain at just the right level...

vtech Baby

Toys that will stimulate their interest in different textures, sounds and colours

I am...

...responding to colours, sounds and textures

...understanding cause and effect

...learning to touch, reach, grasp, sit-up, crawl and toddle

Birth-36 months



Pre-School

Interactive toys to develop their imagination and encourage language development

I want...

...to get ready for school by starting to learn the alphabet and counting

...my learning to be as fun, easy and exciting as can be

...to show my creativity with drawing and music so my whole brain develops

3-6 years



Electronic Learning Computers

Cool, aspirational and inspiring computers for curriculum related learning

I need...

...challenging activities that can keep pace with my growing mind

...intelligent technology that adapts to my level of learning

...National Curriculum based content to support what I'm learning at school

4-10 years



To learn more about this and other VTech® products, visit www.vtechuk.com

Dear Parent,

At **VTech**®, we know how much you enjoy staying on top of the hottest trends and having the most high-tech gadgets around. We also know that your children feel the same way. With that in mind, we developed **InnoTab**®, our first multi-function tablet just for children that brings all the magic of Mum's and Dad's tablets into a fun-filled learning experience that fits their active lifestyles.

InnoTab® is the next generation of learning toy for children aged 3-9 that has a rich library of cartridge software with interactive animated e-Books, learning games, creative activities along with a wide variety of additional apps to download. It features a 5" colour LCD touch screen, a G-sensor for game control, as well as a USB port for downloads, SD card slot for memory expansion and a headphone jack, all housed in a stylish, durable and compact design for easy portability.

When playing with **InnoTab**®, children can look, listen, touch, and tilt their way through activities to discover a world of fun whenever they want and wherever they go. Through interactive play, your child will develop skills in reading, maths, social studies, science, music, creativity, and more—which we know is important to you.

At **VTech**®, we are dedicated to helping your children uncover their talents. We thank you for your trust in our products that encourage active minds through imaginative play.

Sincerely,

Your friends at **VTech**®

INTRODUCTION

Join the Octonauts on an undersea adventure! Help Barnacles, Kwazii and Peso navigate the Gup-A and complete the missions to save sea creatures and solve problems. Collect coins to unlock facts in the Creature Collection. Explore! Rescue! Protect!

INCLUDED IN THIS PACKAGE

- 1 InnoTab® cartridge – Octonauts
- 1 InnoTab® cartridge user's manual

WARNING: All packing materials, such as tape, plastic sheets, packaging locks and tags are not part of this toy, and should be discarded for your child's safety.

Note: Please keep the user's manual as it contains important information.

GETTING STARTED

STEP 1: Insert the InnoTab® Cartridge


Make sure the unit is turned off. Insert the InnoTab® cartridge firmly down into the cartridge slot located on the back of the unit and push until it clicks into place as shown in the below image.



STEP 2: Select the Cartridge Icon

Touch the cartridge icon on the **InnoTab®** desktop.

Note: Your **InnoTab®** desktop may look slightly different from the image on the right, depending on which version of **InnoTab®** you own.



STEP 3: Choose How You Want to Play

Touch an icon to choose one of these fun activities.

E-Book: Read or listen to the interactive e-book.

Adventure Play: Help the Octonauts navigate the Gup-A through the ocean and complete the missions.

Free Play: Play the mission games individually once unlocked in Adventure Play.

Creature Collection: Play the creature tasks and read the unlocked creature information.

Photo Fun: Take fun pictures of your friends and yourself.

Note: If your version of **InnoTab®** has a built-in camera, a camera activity will appear in the cartridge menu. If your version of **InnoTab®** does not have a built-in camera, this activity will not be available.



THE HARD KEYS



HOME

Exit the current activity and return to the **InnoTab®** desktop.



HELP BUTTON

Replay instructions, or ask for a hint.

SETTINGS

Music On/Off

To turn the background music on or off, touch the **Music On/Off** icon on the cartridge menu.



Music On/Off icon

NOTE: If your version of **InnoTab®** has a built-in camera, a camera activity will appear in the cartridge menu. If your version of **InnoTab®** does not have a built-in camera, this activity will not be available.

Levels

When you enter Adventure Play, a level selection menu will appear. Touch Easy or Difficult to select the difficulty level.

If you are playing mission games in Free Play, select the level before each game starts.




ACTIVITIES

E-Book

Menu Page

The e-book menu offers the following options:

- **Read the Story:** Touch this icon to read the story.
- **Story Dictionary:** Learn new vocabulary in the Story Dictionary.
- **Settings:** Use the Settings menu to turn the background music or the vocabulary highlight on or off.



Index Page

After touching the “**Read the Story**” icon, you will see an index page. You can start the story from the beginning or choose any page to start reading. You can also touch the “**Whole Story**” icon to read the complete story from the beginning.

Story Page

In each story page, touch anywhere on the screen to stop the story narration and enter **Free Play**. When the story narration has finished, you will enter **Free Play** mode automatically.

In **Free Play**, you can touch the words one by one to read the story at your own pace, touch highlighted vocabulary words to hear their definitions, or touch images in the art to hear fun voices and sounds. If you don't touch the screen for awhile, the story narration will continue automatically to the next page.

Click the screen left or right or press the left or right arrow to play the previous or next page.

To listen to the story narration again, touch the **Replay** icon  on the screen. To go back to the index page, touch the **Index** icon  on the screen.

Adventure Play

The Octonauts work in the Octopod everyday. They receive urgent calls when sea creatures or anyone of the Octonauts meet trouble. Then Captain Barnacles, Kwazii and Peso will drive the Gup-A to the destination to rescue the sea creatures or solve the problem.

Help the Octonauts navigate the Gup-A to escape from the obstacles and enemies to reach the mission. Collect the coins on the way to unlock the creatures in Creature Collection.


Once the Octonauts arrive at the destination, a mission game will begin. Complete the game to advance the story and rescue the creatures!



Hide and Seek

A creature is lost and can't find its family. But its family are good at hiding in their environment. Help the Octonauts find the creature's family.

Curriculum: Animal Characteristics, Matching



Artificial Reef

The coral reef has been destroyed by a hurricane . Help the Octonauts build an Artificial Reef as a new home for the reef fish.


Curriculum: Creativity



Algae Rescue

The seabed is full of algae and some creatures cannot find their babies. Help the Octonauts clean up the algae to help find the babies.

Curriculum: Matching, Logic



X-Ray Viewer

Kwazii found some keys but dropped them in the ocean and some creatures have swallowed them. Help the Octonauts find the creatures and get the keys back.

Curriculum: Problem Solving



Peso's Xylophone

The Beluga Whales are stranded. Help the Octonauts use the xylophone to make music and lead them to safety.

Curriculum: Memory




Free Play

Play the mission games in Adventure Play first to unlock them in Free Play. Once unlocked, they can be played here anytime.



Creature Collection

Collect the coins in Adventure Play to unlock the creatures in the Creature Collection. Once unlocked, the creature tasks can be played here and the creature information can be read anytime.



Creature Name

To complete the Creature Collection, help the Octonauts input the names of the unlocked creatures.


Curriculum: Sea Animals, Spelling



Creature Habitats

To complete the Creature Collection, help the Octonauts input the habitats of the unlocked creatures.

Curriculum: Life Science



Creature Food

To complete the Creature Collection, help the Octonauts input what food the unlocked creature eats.

Curriculum: Life Science



Creature Puzzle

The creature pictures are divided to some pieces. Help the Octonauts complete the creature puzzles.

Curriculum: Puzzle



Photo Fun

In this activity, you can take photos with the Octonauts' stickers and frames.

NOTE: If your version of **InnoTab®** has a built-in camera, a camera activity will appear in the cartridge menu. If your version of **InnoTab®** does not have a built-in camera, this activity will not be available.



ONLINE FEATURES

Register online to keep track of your child's learning journey with personalised recommendations. You can also connect to our **Learning Lodge™** to download great apps, games, e-Books and more! If you have not already installed the **InnoTab®** version of the **Learning Lodge™** software on your computer, go to www.vtechuk.com/download to download and install it.

CARE & MAINTENANCE

1. Keep **InnoTab®** cartridge clean by wiping it with a slightly damp cloth. Never use solvents or abrasives.
2. Keep it out of direct sunlight and away from direct sources of heat.
3. Avoid dropping it. **NEVER** try to dismantle it.
4. Always keep **InnoTab®** cartridge away from water.

WARNING

A very small percentage of the public, due to an existing condition, may experience epileptic seizures or momentary loss of consciousness when viewing certain types of flashing colors or patterns. While **InnoTab® The Learning Tablet** does not contribute to any additional risks, we do recommend that parents supervise their children while they play video games. If your child experiences dizziness, altered vision, disorientation, or convulsions, discontinue use immediately and consult your physician. Please note that focusing on an LCD screen at close range and handling touch screen or g.sensor controls for a prolonged period of time may cause fatigue or discomfort. We recommend that children take a 15-minute break for every hour of play.

TROUBLESHOOTING

Please note that if you try to insert or remove an **InnoTab®** cartridge without first turning the unit **OFF**, you may experience a malfunction. If this happens, and the unit does not respond to pressing the **ON/OFF** button, disconnect the AC adaptor from the main unit or remove the batteries. Then, reconnect the adaptor, or reinstall the batteries.

TECHNICAL SUPPORT

If you have a problem that cannot be solved by using this manual, we encourage you to visit us online or contact our Consumer Services Department with any problems and/or suggestions that you might have. A support representative will be happy to assist you.

Before requesting support, please be ready to provide or include the information below:

- The name of your product or model number (the model number is typically located on the back or bottom of your product).
- The actual problem you are experiencing.
- The actions you took right before the problem started.

Internet: www.vtechuk.com

Phone: 01235 546810 (from UK), or +44 1235 546810 (outside UK)

COPYRIGHT NOTICES

© 2015 VTech. All Rights Reserved. **Learning Lodge™**, **InnoTab®**, **VTECH®** and the **VTECH®** logo are trademarks of VTech.

OCTONAUTS™ OCTOPOD™ Meomi Design Inc. OCTONAUTS Copyright © 2015 Vampire Squid Productions Ltd, a member of the Silvergate Media group of companies. All rights reserved.

IMPORTANT NOTE:

Creating and developing **InnoTab®** **The Learning Tablet** products is accompanied by a responsibility that we at **VTech®** take very seriously. We make every effort to ensure the accuracy of the information that forms the value of our products. However, errors sometimes can occur. It is important for you to know that we stand behind our products and encourage you to call our Consumer Services Department at 01235 546810 (from UK), or +44 1235 546810 (outside UK), with any problems and/or suggestions that you might have. A service representative will be happy to help you.

OTHER INFO

DISCLAIMER AND LIMITATION OF LIABILITY

VTech® Electronics Europe PLC. and its suppliers assume no responsibility for any damage or loss resulting from the use of this handbook. **VTech®** Electronics Europe PLC. and its suppliers assume no responsibility for any loss or claims by third parties that may arise through the use of this software. **VTech®** Electronics Europe PLC. and its suppliers assume no responsibility for any damage or loss caused by deletion of data as a result of malfunction, dead battery, or repairs. Be sure to make backup copies of important data on other media to protect against data loss.

COMPANY : **VTech®** Electronics Europe PLC

ADDRESS : Napier Court, Abingdon Science Park, Abingdon, Oxon. OX14 3YT.

TEL NO.: 01235 546810 (from UK), or +44 1235 546810 (outside UK)



PRODUCT WARRANTY



Thank you for choosing this quality product from VTech. We hope it will bring many hours of entertainment, imaginative play and learning.

1. The product detailed above is covered by a one year warranty from the date of purchase, against any defects in materials or workmanship.
2. The product may be returned to the place of purchase. Alternatively the product can be returned to VTech Electronics Europe plc (see address below), with proof of purchase, without proof of purchase no replacement will be provided.
3. VTech Electronics Europe plc will examine the product and if it is found to be defective due to faulty materials or workmanship, will replace the product at their discretion.
4. If the product covered by this warranty is damaged due to misuse, modification or unauthorised repair, or because of faulty batteries, battery discharge or incorrect electrical connections, then this warranty becomes void.
5. This warranty is personal to the original purchaser and is not transferable.
6. Breakages to the LCD screen are not covered by the warranty.
7. Returns to VTech Electronics Europe plc should include a cheque or postal order for £1.50 towards the cost of return postage and packaging.
8. Products returned to VTech Electronics Europe plc, should be addressed as follows and packed carefully to avoid damage in transit (Please do not include batteries or adaptor).
Please include details of the fault together with your name and address.

VTech Electronics Europe plc, c/o Tablogix Limited, 200 Milton Park, Abingdon, Oxon OX14 4TA

THIS WARRANTY IS OFFERED AS AN EXTRA BENEFIT AND DOES NOT AFFECT CONSUMERS' STATUTORY RIGHTS.

This warranty is valid for the UK and Eire only. For products purchased outside the UK and Eire, please contact your local distributor or place of purchase.

